


Pirate Radio

The Pirate Radio is a throw back to the times when listening to the radio was a remarkable act enjoyed by all. It promotes a more thoughtful approach to using and listening to the radio. It transforms the idea of the radio being a passive product.

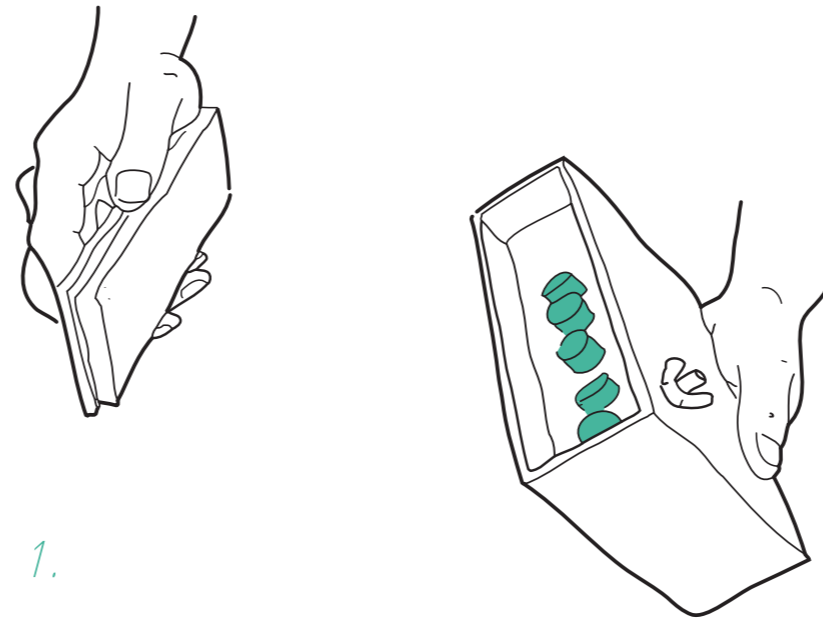
Simple, understated and intriguing, it examines the fascinating features of radio usually taken for granted. By allowing the consumer to co-design the radio, it entices them to explore the interactions of volume, tuning, on/off and receiving signal, in a creative way.

Let the Pirate Radio adapt to it's surroundings, evolving with your imagination. Use a fork to tune it, a key to turn it on, use anything you have to control your radio, depending on your environment. The Pirate Radio will forever alter how you listen to the radio.

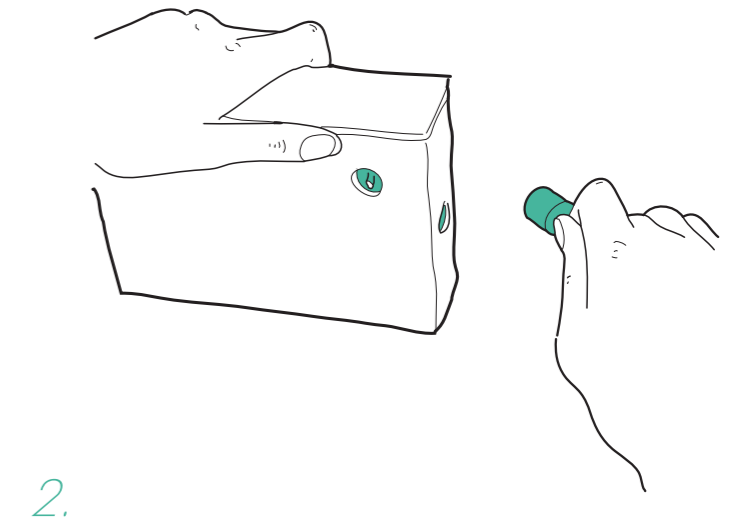


Pirate Radio


1. Open the lid to reveal the various control presets and select appropriately.



2. Insert selected controls on the on/off and tuning spindles.



3. Use found objects to turn on the radio, and select a metallic object for the aerial.



4. Use found objects to control tuning and volume.

